

FAIRFIELD POLICE DEPARTMENT

Monthly Report –November 2021



Chief Robert Kalamaras

Fairfield Police Department

www.fpdct.com



Section 1: Bureau / Division Reports

Field Services Bureau \ Noteworthy Police Work

Retirements/Resignations

Assignments

Bureau Reports

Section 2: Statistical Activity Summary

Calls for Service Totals

Alarm Response Summary

Motor Vehicle Activity

Parking Ticket Summary

Criminal Arrest Summary

Domestic Violence Arrest Summary

Calls for Service Breakdown Report

Section 1: Bureau / Division Reports

Field Services Bureau \ Noteworthy Work

File # 21-00041279 @ 07:32am – 214 Main Street, Southport

Two teachers from the Southport School reported that they were robbed at gunpoint. Investigation revealed that two juveniles were responsible. These same two juvenile suspects were also responsible for several other robberies that same day in different municipalities. The Quality of Life unit followed up promptly and with the assistance of detectives from other police departments, two juvenile summonses were issued. This particular crime triggered concern in the Southport community. Chief Kalamaras and Lt. Ed Weihe spoke with several members of the community regarding this crime and overall prevention strategies.

On 11/23/2021 – Detectives Buckmir and Mazzocchi, working out of Bridgeport on the Regional Auto Theft Task force, made an arrest of three individuals in a stolen vehicle on Maplewood Avenue in Bridgeport after the plate was scanned on a license plate reader.

File # 21-00044038 – 0300hrs – Robbery at 975 Kings Highway East – Cumberland Farms.

See Below from Shift Commander Lt. Edward Nook recognizing the good work of Sgt. Matejek, Officer Jeff Wikman, Officer Ed Terifay, Officer Dan Chase, Officer Chris J. Rubis, Officer Eamon Monks, and T/C Susanna DeMoura in the investigation and apprehension of two suspects in an armed robbery.

At 0300 hours, A 911 call was received by our communications center of a male subject running from Cumberland Farms (975

Kings Highway East) after he had just displayed a hand gun to the cashier while robbing the store! Almost immediately,

Officer Wikman was in the area and had located a suspicious vehicle driving in the area with its head lights off.

Officer Wikman waited for assistance from other patrols to arrive, then made a felony stop.

The vehicle stopped on the I95 on ramp. The driver complied with commands and was taken into custody by Officer Wikman and Officer Monks.

The Passenger who was later identified as the Robber, refused to listen to their commands. He exited the vehicle and ran on to the highway. This created a very dangerous situation for himself and the Officers who gave chase which included Sergeant Matejek, Officer Chase, and Officer Terifay. While giving chase on the highway, the officers had to avoid being hit themselves.

They were able to place the suspect into custody after Sergeant Matejek successfully deployed his Taser into him. Before the suspect was taken into custody, Sergeant Matejek was able to properly identify the suspect who had ran and gave a detailed description over the radio. He handled and supervised the scene with calm and professionalism. Officer Rubis was assigned the call, he responded to Cumberland Farms and maintained the integrity of the scene and relayed pertinent information to other Officers.

From beginning to end, with the capture of both suspects, Dispatcher Susana DeMoura had relayed important and critical information which helped keep all safe and assisted with the officer's success in the field.

At the conclusion of this active robbery, All Officers involved acted with courage, professionalism, Honor, Excellence and most importantly were able to go home safe at the end of their shift.

Two suspects were charged with Robbery 1st degree and Conspiracy to Commit Robbery 1st degree and interfering with an officer.

Officer Matthew Bok was the first winner of the “Perkin Cup” shooting completion with a score of 241.

Retirements/Resignations



Gary Wikman retired on November 1, 2021 after serving 31 years.

Promotions and New Assignments

There were no promotions or new assignments in November.

New Officers

There were no new officers hired in November.

Special Services Bureau

<i>Traffic Safety Unit</i>	Jan	Feb	Mar	Apr	May	Jun	Jul	Aug	Sep	Oct	Nov	Dec
<i>Traffic Stops</i>	465	319	484	662	290	195	328	502	304	361	408	
<i>Infractions Issued</i>	66	134	245	452	155	108	211	305	163	261	218	
<i>Misdemeanor Summons</i>	4	12	13	9	9	7	11	9	4	6	6	
<i>Accidents Investigated</i>	14	48	26	14	40	39	49	30	37	28	48	
<i>Child Seat Installations</i>	0	0	5	5	2	0	5	1	15	5	4	
<i>DUI Arrests</i>	0	5	9	2	2	0	5	3	2	2	2	

Special Projects: Field of Valor light towers, Stratfield School walk a thon, Sherman School walk a thon, Old Navy Light Tower, Sherman Green Santa Traffic Detail, Click it or Ticket State Grant started 11/29/2021 to 12/02/2021

<i>Traffic Crash Unit</i>	Jan	Feb	Mar	Apr	May	Jun	Jul	Aug	Sep	Oct	Nov	Dec
<i>Accidents Investigated</i>	49	44	54	60	48	44	62	68	87	65	63	
<i>Accidents with Injuries</i>	1	5	9	12	10	4	8	12	12	10	7	
<i>Search Warrants</i>	2	3	3	2	3	3	2	3	0	1	0	
<i>Arrest Warrants</i>	0	6	3	1	2	3	5	0	3	1	0	
<i>Misdemeanor Summons</i>	4	11	6	5	5	5	6	7	6	3	4	
<i>Infractions Issued</i>	16	6	18	80	29	6	47	15	37	12	15	
<i>Fatalities</i>	0	1	0	0	0	0	0	2*	0	0	1*	

*Assisted Trumbull PD with a Fatal crash on 11/29/2021

<i>Animal Control</i>	Jan	Feb	Mar	Apr	May	Jun	Jul	Aug	Sep	Oct	Nov	Dec
<i>Complaints</i>	51	34	58	56	77	123	130	109	100	99	81	
<i>Wildlife Complaints</i>	15	11	16	17	36	67	77	53	30	38	29	
<i>Animals Tested for Rabies</i>	3	3	2	2	2	1	3	10	1	0	1	
<i>Animals Positive / Rabies</i>	0	0	1	0	1	0	0	0	0	0	0	
<i>Animal Bites</i>	1	1	0	3	3	4	6	4	7	2	2	
<i>Written Warnings</i>	3	6	8	8	7	3	4	9	11	6	1	
<i>Infractions</i>	1	1	1	1	2	1	1	1	0	0	3	
<i>Misdemeanors</i>	2	0	1	0	0	0	1	1	1	1	1	

Sold as pet: 1 dog state #53

Animals impounded at the shelter: state # 23 male, dog German Shepherd ongoing disposal order , state # 7 female cat blk/grey Tabby, state # 41 dog small blk mix, state #55 blk male pit bull. 10 ducks, 2 turkeys, 67 chickens state # 61-#139

Traffic Enforcement Targeted Areas

- Pequot Ave
- Hulls Farm Road

- Burr Street
- Cross Hwy
- Bronson Road
- Round Hill Rd
- Melville Ave
- N Benson Rd
- Duck Farm Road
- Congress Street
- Mill Hill Terrance
- Fairfield Woods Rd
- Redding Rd
- Reef Road
- Post @ River St.
- Redding Rd
- Toilsome Hill Road
- Stratfield Road
- Edgewood Road

Marine Unit	April	May	JUN	JUL	AUG	SEPT	OCT
<i>Complaints</i>	6	32	27	26	16	37	3
<i>Boats Towed</i>	1	1	2	2	1	2	1
<i>Written Warnings</i>	0	0	0	0	0	0	0
<i>Arrests</i>	0	0	0	0	0	0	0
<i>Safety Inspections</i>	2	7	3	2	0	0	0
<i>Total Calls For Service</i>	8	32	30	26	16	36	3
<i>Hours Underway</i>	15	68	140	165	190	160	60
<i>Community Events</i>	1	4	3	1	0	3	0
<i>Location Checks</i>	3	4	12	4	5	1	1
<i>Fatalities</i>	0	0	0	0	0	0	0

Note: Marine unit not in operation for November

Administrative Services Bureau

Training

- Advanced Crash Investigation
- Field Training Officer
- POST Academy
- Use of Force Train the Trainer
- Marine/Dive Team
- CIT First Responder
- ESU Sniper

- CTS Less Lethal Instructor
- NEOA Criminal Investigation
- CALEA Law Enforcement Conference
- Confronting the Toxic officer
- Police Engagement Program “PEP”

Emergency Communications Center

The Center is almost complete, and Information Technology Installation has commenced. More work is now being focused on the consolidation efforts with Westport.

Emergency Communications Center Call Statistics

	Jan	Feb	Mar	Apr	May	Jun	Jul	Aug	Sep	Oct	Nov	Dec
<i>Total Incoming Calls</i>	7,220	6,446	7,632	7,538	8,499	8470	8904	8570	10424	6269	8022	
<i>Total 911 Calls</i>	1,578	1,454	1,607	1,632	2,020	2013	2030	1887	2390	2055	1877	
<i>Total Outgoing Calls</i>	2,065	1,853	2,148	2,153	2,365	2312	2394	2832	2980	2512	2107	
<i>Total CSFs Processed</i>	3,893	4,018	4,867	4,694	3,974	3403	3736	4107	4353	3990	3887	
<i>% 911 Calls Under 10 Sec</i>	95.82	96.56	95.02	96.32	96.73	96.77	96.08	95.23	94.80	96.06	95.36	

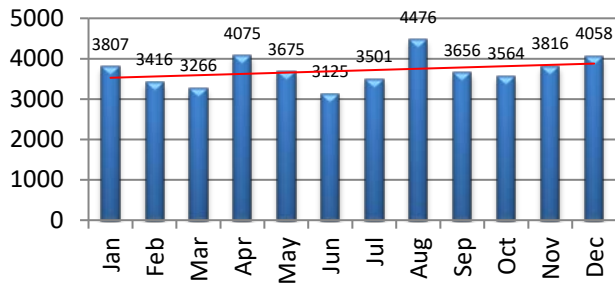
Section 3: Statistical Activity Summary

TOTAL CALLS FOR SERVICE

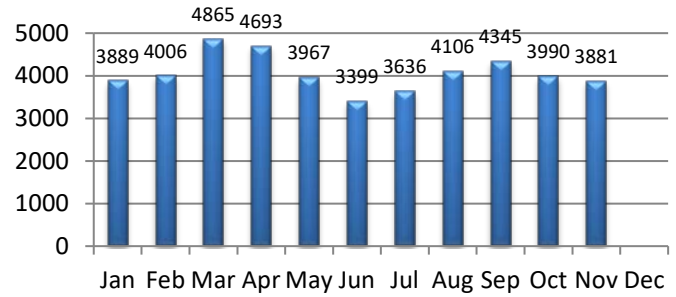
Calls for Service	Jan	Feb	Mar	Apr	May	Jun	Jul	Aug	Sep	Oct	Nov	Dec	YTD
2020	3807	3416	3266	4075	3675	3125	3501	4476	3656	3564	3816	4058	44,435
2021	3889	4006	4865	4693	3967	3399	3636	4106	4345	3990	3881		44,777

Note: Includes miscellaneous calls that may not be listed under the call analysis section

Calls For Service - 2020



Calls for Service - 2021

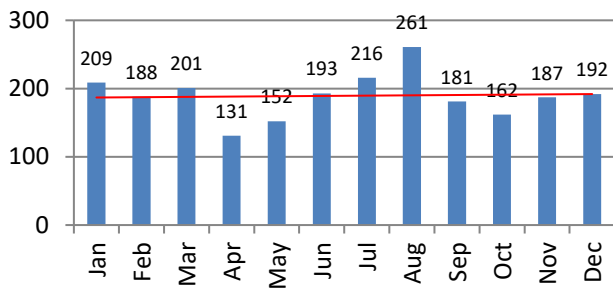


ALARM RESPONSE SUMMARY

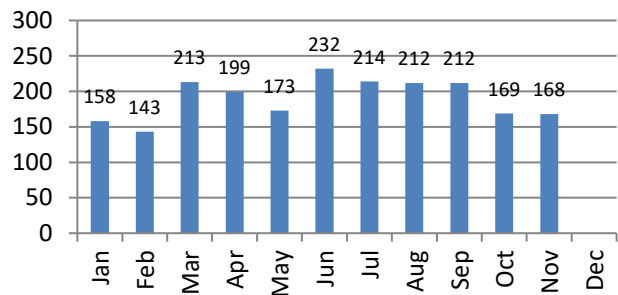
Total Alarms	Jan	Feb	Mar	Apr	May	Jun	Jul	Aug	Sep	Oct	Nov	Dec	YTD
2020	209	188	201	131	152	193	216	261	181	162	187	192	2,273
2021	158	143	213	199	173	232	214	212	212	169	168		2,093

False Alarms	Jan	Feb	Mar	Apr	May	Jun	Jul	Aug	Sep	Oct	Nov	Dec	YTD
2020	209	182	201	131	152	192	216	261	181	161	187	192	2,265
2021	158	143	211	199	173	231	214	212	212	169	168		2,090

Alarms - 2020



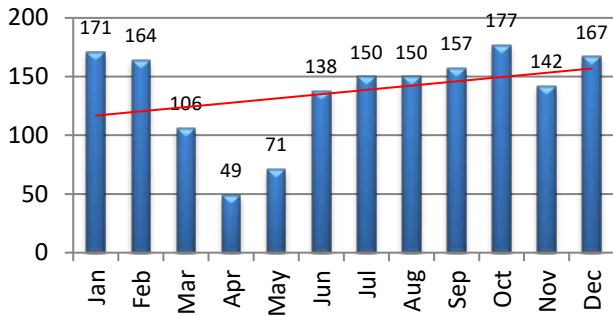
Alarms - 2021



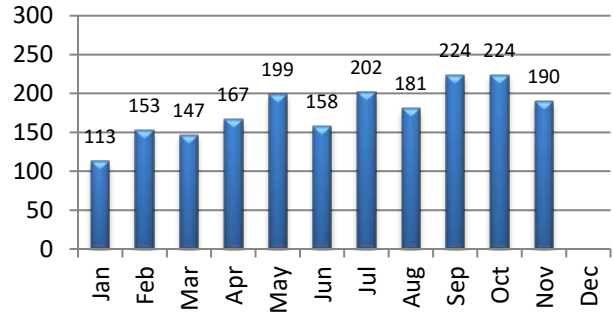
MOTOR VEHICLE ACTIVITY

MV Accidents	Jan	Feb	Mar	Apr	May	Jun	Jul	Aug	Sep	Oct	Nov	Dec	YTD
2020	171	164	106	49	71	138	150	150	157	177	142	167	1,642
2021	113	153	147	167	199	158	202	181	224	224	190		1,958

Motor Vehicle Accidents - 2020



Motor Vehicle Accidents - 2021



MV Enforcement	Jan	Feb	Mar	Apr	May	Jun	Jul	Aug	Sep	Oct	Nov	Dec	YTD
Warning-2020	438	305	109	4	214	129	324	371	300	162	226	324	2,906
2021	458	374	560	396	249	177	183	319	212	179	279		3,386

Infractions-2020	220	125	24	3	5	4	42	377	119	150	28	84	1,181
2021	71	134	270	520	155	95	246	367	171	267	223		2,519

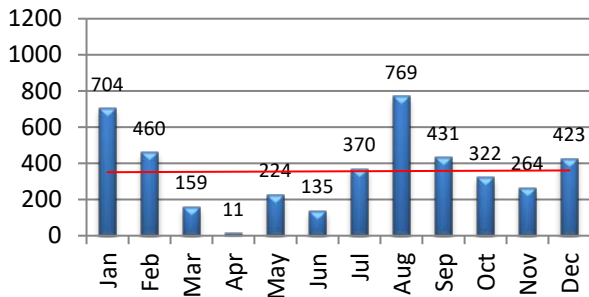
Misdemeanor-2020	34	18	14	0	1	1	3	16	6	6	8	11	118
2021	8	24	38	34	31	28	25	36	17	35	42		318

Custodial - 2020	5	5	2	0	2	1	3	1	1	0	0	2	22
2021	3	3	8	5	8	5	4	2	2	3	8		51

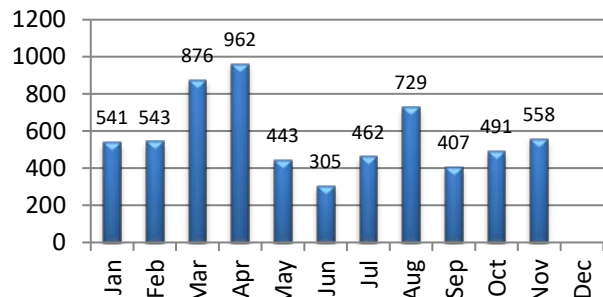
DUI Arrests - 2020	4	7	4	1	2	6	4	5	4	4	1	4	46
2021	2	6	9	14	10	2	6	5	5	3	2		64

MV Contacts - 2020	704	460	159	11	224	135	370	769	431	322	264	423	4,272
2021	541	543	876	962	443	305	462	729	407	491	558		6,317

MV Contacts - 2020



MV Contacts - 2021



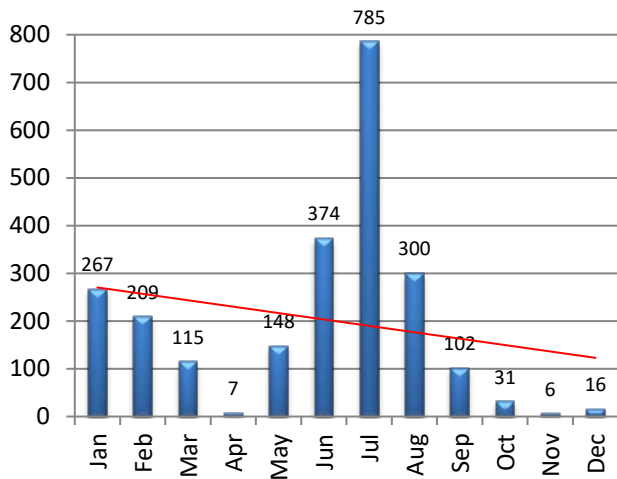
MV Enforcement: Type	Jan	Feb	Mar	Apr	May	Jun	Jul	Aug	Sep	Oct	Nov	Dec	YTD
Speeding Violations	78	114	229	111	36	78	184	323	129	74	176		1532
Seatbelt Violations	0	0	2	7	31	13	2	3	0	1	17		76
Registration Violations	3	24	46	53	46	31	49	54	31	56	52		445
License Violations	9	11	19	30	16	14	11	26	18	18	23		195
Distracted Driving	0	4	5	377	20	2	20	22	11	176	19		656
Suspended Licence	5	13	14	18	9	14	12	13	8	12	17		135
Stop Sign Violations	4	153	280	164	8	52	92	129	94	73	117		1166
Traffic Light Violation	2	6	8	8	4	2	6	9	11	4	6		66

The above incidents are a overview of common violations. These statistics are not the only motor vehicle enforcement actions taken. The above show top 6 violations for the month.

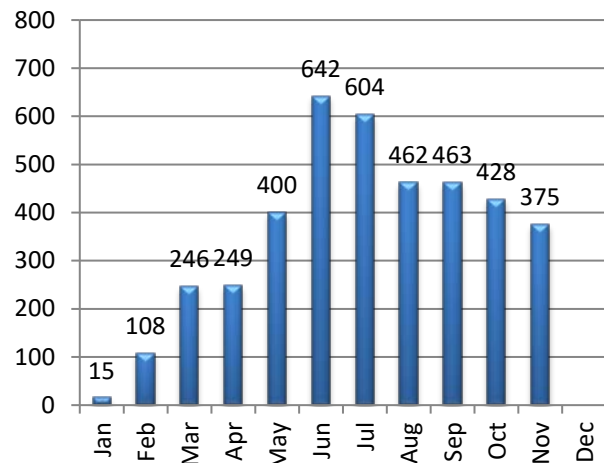
PARKING TICKET SUMMARY

Total Issued	Jan	Feb	Mar	Apr	May	Jun	Jul	Aug	Sep	Oct	Nov	Dec	YTD
2020	267	209	115	7	148	374	785	300	102	31	6	16	2360
2021	15	108	246	249	400	642	604	462	463	428	375		3992

Parking Tags Issued 2020



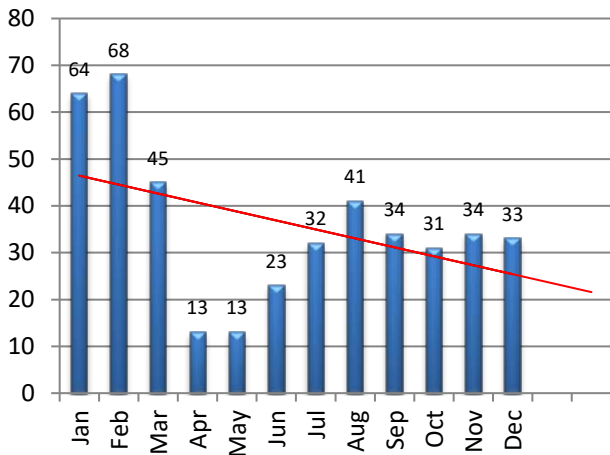
Parking Tags Issued - 2021



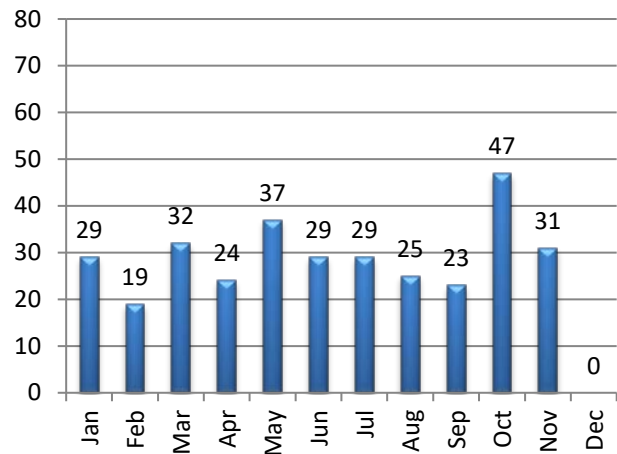
CRIMINAL ARREST SUMMARY

Criminal Arrests by Month	Jan	Feb	Mar	Apr	May	Jun	Jul	Aug	Sep	Oct	Nov	Dec	YTD
Larceny - 2020	46	52	32	6	10	14	24	28	19	18	27	21	297
2021	18	14	24	20	17	18	20	17	16	26	15		205
Vandalism - 2020	2	3	10	4	0	2	1	1	2	3	2	4	34
2021	4	1	1	2	4	5	5	0	2	3	1		28
MV Theft / Attempt - 2020	1	0	0	0	1	0	0	1	5	1	0	0	9
2021	0	1	0	0	2	0	0	0	0	4	1		8
Burglary / Attempt - 2020	12	7	1	2	2	3	3	9	2	6	4	3	54
2021	2	2	3	1	6	4	3	2	1	8	0		32
Assault - 2020	2	6	2	1	0	4	4	2	6	1	1	4	33
2021	5	1	4	1	8	2	1	5	4	6	9		46
Robbery - 2020	1	0	0	0	0	0	0	0	0	2	0	1	4
2021	0	0	0	0	0	0	0	1	0	0	5		6
2020	64	68	45	13	13	23	32	41	34	31	34	33	431
2021	29	19	32	24	37	29	29	25	23	47	31	0	325

Total Criminal Arrests - 2020



Total Criminal Arrests - 2021



Domestic Violence Arrests	Jan	Feb	Mar	Apr	May	Jun	Jul	Aug	Sep	Oct	Nov	Dec	YTD
2021	5	10	7	9	14	10	10	11	9	9	10		104

CALLS FOR SERVICE BREAKDOWN

		Jan	Feb	Mar	Apr	May	Jun	Jul	Aug	Sep	Oct	Nov	Dec	Total
911 HANG UP	2019	6	8	9	7	10	5	5	6	11	11	3	8	89
	2020	7	7	7	2	3	13	8	6	5	15	9	7	89
	2021	9	5	11	8	11	21	25	14	15	16	7		142
ABANDONED MOTOR VEHICLE	2019	9	8	14	6	4	9	14	5	7	5	10	4	95
	2020	7	7	5	4	7	4	5	10	8	6	9	8	80
	2021	5	4	3	6	4	12	4	10	8	8	7		71
ALARM	2019	0	0	0	0	0	0	0	1	0	0	0	0	1
	2020	0	0	0	0	0	0	0	0	0	0	0	0	0
	2021	0	0	1	0	211	232	214	212	212	169	168		1419
ALARM EXCUSED	2019	0	3	0	0	3	0	1	1	1	1	0	1	11
	2020	0	6	0	0	0	0	0	0	0	1	0	0	7
	2021	0	0	2	0	0	1	0	0	0	0	0		3
ALARM FALSE	2019	243	211	227	232	250	261	273	283	215	203	250	254	2902
	2020	209	182	201	131	152	193	216	261	181	161	187	192	2266
	2021	158	143	211	199	173	231	214	212	212	169	168		2090
ANIMAL COMPLAINT	2019	66	73	117	90	103	125	120	127	100	99	76	61	1157
	2020	57	84	84	73	86	125	128	116	138	95	88	43	1117
	2021	65	43	62	63	86	113	109	107	100	82	72		902
ANIMAL RESCUE	2019	0	2	1	1	0	3	2	0	1	0	1	0	11
	2020	0	0	0	1	1	3	1	0	2	0	0	1	9
	2021	1	0	1	0	2	1	1	0	0	1	0		7

		Jan	Feb	Mar	Apr	May	Jun	Jul	Aug	Sep	Oct	Nov	Dec	Total
ASSAULT	2019	2	3	4	2	3	1	0	3	2	1	5	1	27
	2020	1	4	2	0	0	3	4	0	3	3	2	2	24
	2021	2	0	2	4	5	2	2	6	5	3	6		37
ASSAULT IN PROGRESS	2019	0	0	0	0	0	0	0	0	0	0	0	0	0
	2020	0	0	0	0	0	0	0	0	0	0	0	0	0
	2021	0	0	0	1	0	1	0	0	0	0	1		3
ASSISTANCE	2019	186	180	174	171	181	186	177	171	216	210	175	156	2183
	2020	163	159	107	106	134	151	134	159	177	166	113	127	1696
	2021	126	174	152	151	176	180	186	189	249	162	154		1899
BANK ESCORT	2019	22	15	21	22	22	20	22	22	19	22	16	21	244
	2020	23	19	22	18	11	12	23	21	21	21	16	21	228
	2021	21	15	22	21	16	22	21	19	18	20	16		211
BOMB THREAT	2019	0	0	0	0	0	0	0	0	0	0	0	0	0
	2020	0	0	0	0	0	0	0	0	0	0	0	0	0
	2021	0	0	0	0	0	0	0	0	0	0	0		0
BREACH OF PEACE	2019	46	35	54	37	54	67	43	53	52	51	50	39	581
	2020	40	49	46	42	64	45	67	62	47	49	36	47	594
	2021	51	38	55	38	54	60	56	61	67	62	47		589
BURGLARY	2019	0	3	1	2	1	1	1	1	1	1	0	5	17
	2020	2	3	0	0	0	1	2	3	0	0	1	0	12
	2021	0	1	0	0	2	7	1	6	1	4	4		26
BURGLARY - RESIDENCE	2019	2	1	1	0	4	1	6	2	1	0	0	0	18
	2020	8	1	1	2	2	2	0	2	0	3	5	2	28
	2021	4	1	3	0	1	1	6	3	4	1	3		27

		Jan	Feb	Mar	Apr	May	Jun	Jul	Aug	Sep	Oct	Nov	Dec	Total
BURGLARY - COMMERCIAL	2019	4	1	3	0	0	6	4	2	3	3	0	0	26
	2020	1	5	3	2	0	2	2	1	3	3	2	3	27
	2021	1	1	1	1	1	4	6	2	3	0	0		20
BURGLARY - GARAGE	2019	1	0	0	0	0	0	1	5	0	3	0	3	13
	2020	2	2	1	0	4	2	2	7	3	2	2	6	33
	2021	0	0	0	2	0	2	0	1	0	3	1		9
BURGLARY - SCHOOL	2019	0	0	0	0	0	0	0	0	0	0	0	0	0
	2020	1	1	0	0	1	0	0	0	0	0	0	0	3
	2021	0	0	0	0	0	0	0	0	0	0	0		0
BURGLARY ATTEMPT	2019	1	1	0	1	1	0	0	2	1	1	1	0	9
	2020	0	0	0	0	0	0	0	0	1	0	1	0	2
	2021	1	0	0	0	0	1	0	1	1	0	0		4
BURGLARY ATTEMPT - RESIDENCE	2019	0	0	1	0	3	1	5	1	1	2	0	0	14
	2020	0	1	0	1	1	0	0	1	0	0	0	0	4
	2021	0	1	0	3	0	1	0	1	1	0	0		7
BURGLARY ATTEMPT - COMMERCIAL	2019	0	0	2	0	0	0	0	1	1	2	0	0	6
	2020	0	3	2	0	0	1	0	0	0	0	0	1	7
	2021	0	0	0	2	0	0	1	0	0	0			3
BURGLARY ATTEMPT - SCHOOL	2019	0	0	0	0	0	0	0	0	0	0	0	0	0
	2020	0	1	0	0	0	0	0	0	0	0	0	0	1
	2021	0	0	0	0	0	0	0	0	0	0	0		0
BURGLARY IN PROGRESS	2019	0	0	0	0	0	0	0	0	0	0	0	0	0
	2020	1	0	0	0	0	0	0	0	0	0	0	0	1
	2021	0	0	0	0	0	0	0	0	0	0	0		0
BUSINESS/LOCATION CHECK	2019	1352	1192	1271	1086	1096	761	703	888	985	1047	823	745	11949
	2020	937	929	1323	2289	1335	665	581	531	812	693	577	721	11393
	2021	826	1121	1409	1234	1143	866	737	999	1118	1118	1123		11694

		Jan	Feb	Mar	Apr	May	Jun	Jul	Aug	Sep	Oct	Nov	Dec	Total
CANCELLED ALARM	2019	51	49	46	42	61	63	44	59	47	45	53	48	608
	2020	58	55	54	35	41	36	44	71	46	27	48	53	568
	2021	46	28	41	37	36	43	41	47	43	54	45		461
COMMUNITY EVENT	2019	46	42	25	39	64	43	46	34	85	91	108	29	652
	2020	28	37	24	8	6	26	11	11	20	20	12	6	209
	2021	8	2	12	22	21	15	22	20	34	51	83		290
DEAD ANIMAL ON ROADWAY	2019	2	0	2	2	1	4	1	2	4	6	4	0	28
	2020	1	4	2	5	5	2	6	2	0	1	3	2	33
	2021	0	2	2	3	3	3	1	3	1	2	4		24
DEAD ON ARRIVAL	2019	2	2	3	6	0	3	5	4	1	3	4	2	35
	2020	2	3	2	4	3	1	2	3	2	4	5	4	35
	2021	5	2	1	3	3	0	1	3	5	2	1		26
DOOR UNLOCKED	2019	11	5	5	6	6	3	2	4	10	10	6	3	71
	2020	6	6	2	2	0	3	2	3	5	2	2	2	35
	2021	2	3	2	0	4	1	1	1	0	3	4		21
DROWNING	2019	0	0	0	0	0	0	0	1	0	0	0	0	1
	2020	0	0	0		0	0	0	0	0	0	0	0	0
	2021	0	0	0	0	0	0	0	0	1	0	0		1
EMERGENCY MEDICAL CALL	2019	272	264	261	272	263	262	256	263	274	267	312	290	3256
	2020	251	348	242	297	314	295	285	252	233	256	282	306	3361
	2021	293	317	331	332	301	216	269	217	283	309	279		3147
FIREWORKS COMPLAINT	2019	1	0	3	0	11	8	29	5	3	2	0	2	64
	2020	1	0	3	1	10	47	62	5	4	5	3	7	148
	2021	6	0	2	1	11	17	42	6	2	2	2		91
FUNERAL ESCORT	2019	28	13	10	12	15	16	20	15	17	13	20	17	196
	2020	20	12	13	6	4	4	10	5	3	11	5	14	107
	2021	13	6	14	11	10	11	9	14	20	17	15		140
GPS ALERT	2019	0	0	0	0	1	5	0	0	0	0	0	0	6
	2020	0	0	0	0	0	0	1	0	0	1	0	1	3
	2021	2	1	3	3	0	3	4	4	10	4	6		40
HARASSMENT	2019	16	16	13	12	18	14	14	10	15	15	14	10	167
	2020	16	14	8	7	17	22	18	19	18	13	19	9	180

		Jan	Feb	Mar	Apr	May	Jun	Jul	Aug	Sep	Oct	Nov	Dec	Total
	2021	20	18	16	13	14	15	23	11	23	10	17		180
HOMICIDE	2019	0	1	0	0	0	0	0	0	0	0	0	0	1
	2020	0	0	0	0	0	0	0	0	0	0	0	0	0
	2021	0	0	0	0	0	0	0	0	0	0	0		0
INFORMATION	2019	30	20	46	30	33	45	18	31	34	38	30	27	382
	2020	46	45	98	372	298	82	94	59	168	395	938	971	3566
	2021	715	648	511	461	117	7	5	4	15	5	10		2498
INTOXICATED SUBJECT	2019	4	5	11	8	3	7	5	4	18	4	6	3	78
	2020	7	4	4	1	4	2	1	2	1	3	2	2	33
	2021	4	0	4	2	7	5	6	4	4	2	4		42
INVESTIGATION	2019	140	118	157	140	202	155	151	184	193	187	178	168	1973
	2020	155	148	117	94	158	185	174	197	180	185	165	125	1883
	2021	133	123	162	180	218	175	174	205	207	195	183		1955
INVESTIGATION- SENIOR CITIZEN	2019	0	1	2	0	0	1	1	0	1	1	0	1	8
	2020	1	0	2	1	0	2	0	0	0	0	0	0	6
	2021	1	1	1	1	0	1	0	0	0	1	0		6

		Jan	Feb	Mar	Apr	May	Jun	Jul	Aug	Sep	Oct	Nov	Dec	Total
INVESTIGATION-ARREST	2019	1	0	7	1	3	1	0	7	2	1	1	1	25
	2020	0	3	1	0	2	0	0	1	1	1	0	0	9
	2021	1	2	4	6	13	2	2	3	1	3	2		39
INVESTIGATION-BAD CHECK	2019	1	0	0	0	0	0	0	0	0	0	0	0	1
	2020	0	0	0	0	0	1	0	0	0	0	0	0	1
	2021	0	0	0	0	0	0	1	1	1	0	0		3
INVESTIGATION-COUNTERFEIT	2019	2	1	0	0	1	2	2	0	0	1	2	1	12
	2020	2	1	2	1	1	0	0	0	1	2	0	0	10
	2021	0	0	1	0	0	1	1	0	1	1	0		5
INVESTIGATION-CREDIT CARD FRAUD	2019	3	3	3	2	1	1	2	1	2	1	1	1	21
	2020	4	3	1	0	1	0	0	0	1	2	2	3	17
	2021	0	2	3	2	0	0	0	0	2	1	0		10
INVESTIGATION-FINANCIAL CRIME	2019	0	2	2	0	3	2	1	2	0	3	4	1	20
	2020	0	0	5	1	1	1	1	0	0	5	1	1	16
	2021	1	1	4	3	1	0	1	1	0	5	1		18
INVESTIGATION-FORGERY	2019	3	0	2	2	6	9	3	2	1	2	3	0	33
	2020	4	4	1	0	0	2	1	8	1	0	1	1	23
	2021	1	2	1	1	0	1	1	0	2	3	4		16
INVESTIGATION-INTERNET CRIME	2019	4	0	3	1	3	3	4	0	0	4	0	1	23
	2020	0	1	0	0	0	2	0	4	2	3	1	1	14
	2021	1	2	3	3	1	2	0	1	2	0	1		16
INVESTIGATION-WARRANT ARREST	2019	13	13	17	20	12	9	14	6	14	13	8	17	156
	2020	17	12	2	0	2	1	5	3	3	4	11	4	64
	2021	6	3	6	2	13	6	7	6	4	12	10		75
LARCENY IN PROGRESS	2019	1	0	0	0	0	0	2	1	0	0	0	0	4
	2020	1	0	0	0	0	1	0	1	1	0	0	0	4
	2021	0	0	0	0	0	0	0	0	0	0	0		0
LARCENY/THEFT	2019	16	21	19	27	17	23	32	21	28	30	13	32	279
	2020	22	11	15	5	12	30	19	28	21	31	19	15	228
	2021	15	6	17	10	2	18	29	11	18	17	30		173
LARCENY-IDENTITY THEFT	2019	14	5	8	10	6	10	15	9	5	7	9	2	100
	2020	13	4	6	7	9	5	6	6	7	8	10	6	87

		Jan	Feb	Mar	Apr	May	Jun	Jul	Aug	Sep	Oct	Nov	Dec	Total
	2021	12	6	12	3	4	7	2	6	5	4	8		69
M.V. ACCIDENT	2019	166	154	183	194	183	193	214	169	201	203	218	222	2300
	2020	150	153	94	44	63	119	130	138	139	157	119	151	1457
	2021	103	135	121	135	171	139	202	161	203	224	190		1784
M.V. ACCIDENT WITH INJURIES	2019	25	25	25	25	33	28	24	20	24	23	20	27	299
	2020	21	11	12	5	8	19	20	12	18	20	23	16	185
	2021	10	18	26	1	4	19	19	12	12	10	7		138
MEDICAL ALARM	2019	1	2	3	3	4	1	2	3	3	2	1	2	27
	2020	3	0	2	4	0	0	2	2	1	3	0	2	19
	2021	3	3	1	2	1	4	3	0	1	3	4		25
MENTAL PATIENT	2019	10	3	5	3	1	4	9	2	3	4	1	4	49
	2020	3	1	1	14	7	6	2	6	5	4	2	1	52
	2021	6	2	2	8	8	3	7	2	4	5	3		50
MISSING PERSON	2019	1	3	4	1	3	5	0	3	2	2	1	4	29
	2020	3	5	1	3	4	2	5	2	1	0	1	3	30
	2021	2	2	6	8	5	4	4	1	1	5	1		39

		Jan	Feb	Mar	Apr	May	Jun	Jul	Aug	Sep	Oct	Nov	Dec	Total
NARCOTICS VIOLATION	2019	4	6	4	2	2	3	11	5	2	12	7	4	62
	2020	4	4	3	0	3	0	0	1	4	4	2	2	27
	2021	2	2	2	1	8	1	2	3	2	3	6		32
NOISE COMPLAINT	2019	18	11	15	20	36	42	33	37	58	45	34	17	366
	2020	14	10	10	12	65	56	46	60	66	67	37	26	469
	2021	23	24	45	30	65	50	47	42	44	54	21		445
PACOS ASSIGNMENT	2019	32	15	21	13	15	15	19	36	41	30	16	18	271
	2020	130	93	42	6	88	63	105	64	59	33	29	46	758
	2021	78	43	68	64	33	20	22	93	51	36	56		564
PARKING VIOLATION	2019	34	23	38	48	46	47	49	25	80	39	40	29	498
	2020	37	25	29	18	34	101	107	62	65	36	19	28	561
	2021	21	38	32	34	61	32	65	32	83	56	46		500
PISTOL PERMIT APPLICATION	2019	21	10	7	7	4	15	7	11	6	12	9	19	128
	2020	14	22	13	0	0	64	103	93	61	81	78	65	594
	2021	43	50	44	28	19	29	6	31	28	11	18		307
RECKLESS DRIVER	2019	19	26	25	25	45	21	30	30	38	33	33	31	356
	2020	29	18	27	14	27	29	33	29	41	31	39	20	337
	2021	22	24	33	36	44	47	30	29	30	25	33		353
RECOVERED PROPERTY	2019	20	8	14	10	16	18	20	17	26	11	17	12	189
	2020	19	10	13	18	21	22	22	16	14	8	21	11	195
	2021	11	11	12	14	22	19	16	22	23	14	11		175

		Jan	Feb	Mar	Apr	May	Jun	Jul	Aug	Sep	Oct	Nov	Dec	Total
ROAD HAZARD	2019	37	34	47	35	33	78	86	58	34	51	36	49	578
	2020	24	19	14	35	26	36	33	311	36	20	49	30	633
	2021	27	21	39	27	22	24	55	25	41	29	25		335
ROBBERY	2019	0	0	0	3	4	1	0	2	1	2	0	1	14
	2020	1	0	0	1	0	0	0	0	1	3	1	0	7
	2021	1	0	0	1	0	0	1	1	1	0	4		9
ROBBERY IN PROGRESS	2019	0	0	0	0	0	0	0	0	0	0	0	0	0
	2020	0	0	0	0	0	0	0	0	0	0	0	0	0
	2021	0	0	0	0	0	0	0	0	0	0	0		0
SEX VIOLATION	2019	0	0	1	0	1	1	1	0	1	0	1	1	7
	2020	0	1	1	0	0	0	1	1	0	1	0	0	5
	2021	1	0	1	2	2	1	2	3	2	3	1		18
SHOPLIFTER	2019	17	14	21	10	22	16	23	15	19	30	22	23	232
	2020	31	31	24	14	21	30	22	20	25	22	25	27	292
	2021	22	24	24	16	21	21	23	29	23	27	23		253
STOLEN VEHICLE	2019	4	3	3	2	3	4	7	5	12	11	1	2	57
	2020	6	4	4	6	5	12	16	21	10	14	8	8	114
	2021	7	4	2	12	16	8	3	12	15	5	9		93
STOLEN VEHICLE ATTEMPT	2019	0	0	0	0	0	0	0	0	1	0	0	0	1
	2020	1	0	0	0	0	0	0	0	0	0	0	0	1
	2021	0	0	0	0	1	0	0	0	0	1	0		2
STRUCTURE FIRE	2019	0	0	7	5	8	5	10	3	3	5	1	3	50
	2020	2	8	5	3	0	12	6	9	5	5	13	9	77
	2021	5	12	17	3	6	7	2	4	3	10	7		76

		Jan	Feb	Mar	Apr	May	Jun	Jul	Aug	Sep	Oct	Nov	Dec	Total
SUICIDE	2019	0	0	0	1	0	0	1	1	0	1	0	0	4
	2020	0	0	0	1	0	0	0	1	0	1	0	0	3
	2021	0	1	1	0	0	1	1	0	0	0	0		4
SUICIDE ATTEMPT	2019	0	0	2	0	0	0	2	1	2	1	0	1	9
	2020	1	1	0	0	1	1	1	1	1	4	0	1	12
	2021	0	2	1	3	2	0	0	1	0	1	1		11
SUICIDE THREAT	2019	4	4	7	1	4	6	4	1	6	3	4	4	48
	2020	6	4	5	3	3	4	5	2	5	2	4	4	47
	2021	4	1	3	3	6	3	4	2	7	4	2		39
SUSPICIOUS PERSON	2019	42	38	34	53	57	49	57	49	45	48	39	43	554
	2020	54	31	33	22	28	24	41	43	27	42	33	35	413
	2021	29	19	20	21	25	21	52	36	52	25	33		333
SUSPICIOUS VEHICLE	2019	29	28	19	23	25	16	17	22	23	27	21	28	278
	2020	19	24	21	22	18	16	22	18	16	16	33	21	246
	2021	19	10	21	14	17	20	12	17	16	13	7		166
THEFT FROM MOTOR VEHICLE	2019	9	14	31	22	10	13	42	26	42	35	18	24	286
	2020	33	37	33	40	36	36	46	75	31	36	25	39	467
	2021	24	7	14	53	63	37	21	19	44	41	32		355
TRAFFIC CONTROL MALFUNCTION	2019	4	5	5	6	9	5	17	7	5	4	8	5	80
	2020	2	1	4	3	3	2	11	11	3	6	10	5	61
	2021	1	3	3	4	1	4	6	10	9	3	2		46
TRESPASSER	2019	7	8	12	11	9	14	7	3	6	7	8	13	105
	2020	5	10	10	26	7	17	21	15	9	7	10	15	152
	2021	12	6	13	8	1	10	13	10	1	10	5		89

		Jan	Feb	Mar	Apr	May	Jun	Jul	Aug	Sep	Oct	Nov	Dec	Total
UNKNOWN TROUBLE	2019	0	0	0	0	1	0	0	1	1	0	0	0	3
	2020	0	0	0	0	0	0	1	0	0	1	1	0	3
	2021	0	0	0	1	1	1	0	0	1	0	1		5
VANDALISM MISCELLANEOUS	2019	2	0	7	4	4	5	4	2	3	4	1	4	40
	2020	6	6	5	2	8	7	9	6	9	13	5	3	79
	2021	2	2	3	2	5	10	2	14	7	6	3		56
VANDALISM TO STRUCTURE	2019	1	3	1	0	1	0	4	2	0	2	2	1	17
	2020	1	1	2	0	3	1	1	0	3	2	1	2	17
	2021	3	0	3	5	5	6	3	9	2	4	0		40
VANDALISM TO VEHICLE	2019	3	1	1	3	5	6	3	7	5	8	9	6	57
	2020	8	7	6	2	4	3	3	3	3	4	3	2	48
	2021	2	3	2	1	5	4	5	3	3	2	2		32
VESSEL INSPECTION	2019	0	0	0	0	5	3	3	1	0	0	0	0	12
	2020	0	0	0	0	0	4	0	1	0	0	0	0	5
	2021	0	0	0	1	7	3	2	0	0	0	0		13
WATER RESCUE	2019	0	0	0	0	1	1	1	2	0	1	0	1	7
	2020	0	1	0	1	1	3	3	1	1	2	0	0	13
	2021	0	0	0	0	0	2	2	1	4	2	0		11
WIRES DOWN	2019	3	6	26	2	3	11	15	12	1	19	1	5	104
	2020	1	2	0	1	1	2	11	91	3	1	14	7	134
	2021	5	0	8	4	8	4	7	6	9	6	5		62



Field Report No.:		022	
SP&A Project No: 19-373		Report Date: 11-09-2021	
		Time: 10:00AM	
<p>Project: Emergency Communication Ctr (Name & Location) at Sacred Heart University 515 Park Ave Fairfield, CT 06825</p> <p>General Contractor: PAC Group, LLC</p>			
Weather		Site Conditions	
<input type="checkbox"/> Temp. Range: 66° <input checked="" type="checkbox"/> Clear <input type="checkbox"/> Rain <input type="checkbox"/> Foggy <input checked="" type="checkbox"/> Warm <input type="checkbox"/> Overcast <input type="checkbox"/> Snow <input type="checkbox"/> Cold <input type="checkbox"/> Hot		<input type="checkbox"/> Clear <input type="checkbox"/> Dusty <input type="checkbox"/> Muddy <input type="checkbox"/> Windy <input checked="" type="checkbox"/> Other	
Day of Week			
<input type="checkbox"/> Monday <input type="checkbox"/> Thursday <input checked="" type="checkbox"/> Tuesday <input type="checkbox"/> Friday <input type="checkbox"/> Wednesday <input type="checkbox"/> Saturday			
Type of Work Observed Being Performed			
1	<input type="checkbox"/> Site work	7	<input checked="" type="checkbox"/> General Trades/Framing
2	<input type="checkbox"/> Demolition	8	<input checked="" type="checkbox"/> Windows & Doors
3	<input type="checkbox"/> Concrete	9	<input type="checkbox"/> Roofing
4	<input type="checkbox"/> Masonry	10	<input type="checkbox"/> Flooring
5	<input type="checkbox"/> Steel/Misc. Metals	11	<input checked="" type="checkbox"/> Ceilings
6	<input type="checkbox"/> Carpentry/Casework/ Mill Work	12	<input checked="" type="checkbox"/> Painting/Interior Finishes
13	<input type="checkbox"/> Specialties/ Food Service	14	<input type="checkbox"/> Elevators
15	<input checked="" type="checkbox"/> Plumbing	16	<input checked="" type="checkbox"/> HVAC
17	<input checked="" type="checkbox"/> Electrical	18	<input type="checkbox"/> Temperature Controls/BMS
19	<input type="checkbox"/> Sprinkler	20	<input type="checkbox"/> Furniture Install
21	<input type="checkbox"/> Iron workers	22	<input type="checkbox"/> Tester (IMTL)
23	<input type="checkbox"/> Audio Vis/Low Volt	24	<input type="checkbox"/> Other:
Specific Materials Used and Location of Work Performed:			
<ul style="list-style-type: none"> - Bullet resistant glazing at door sidelites shall have frosting applied to them per owner request. GC will provide samples. - Cameras will be installed shortly. - Rubber transition sandals need to be installed in Dispatch 120 & Pass. 116. - The installations for the new motors for the Liebert units continues. - Generator start up continues, load bank pending. - Panel labeling continues. - Data wire & grounding installations continue in Server Room 122. - Xybix workstation & computer equipment installations continue. - Xybix locker installations have been completed. 			
General Remarks:			
<ul style="list-style-type: none"> - Approximate total # of workers – 4 - Percentage of Work Complete: 99% 			
Visitors:			
N/A			
Construction Administrator:		11-10-2021	
Glen Davis <small>(Print Name)</small>		 <small>(Signature)</small>	
		<small>(Date)</small>	

PHOTOS (see next page):



Corr. 018 – Lockers installed.



Dispatch 120 – Xybix workstation & computer equipment installations continue.



Dispatch 120 – Xybix workstation & computer equipment installations continue.



Dispatch 120 – Xybix workstation & computer equipment installations continue.



Server Room 122 – Panel UPS labeling.



Server Room 122 – Panel ECC labeling.